

How to Manage the Storage on Your iPad

Checking What You've Already Stored Clearing Out the Storage

Sometimes, there's a message indicating that your iPad doesn't have enough storage! No need to worry, however...there is an easy and convenient way to manage it.

Credit Card Processing

www.vendorseek.com

Compare 5 Free Quotes from Leading Credit Card Processing Companies.



Part 1 of 2: Checking What You've Already Stored



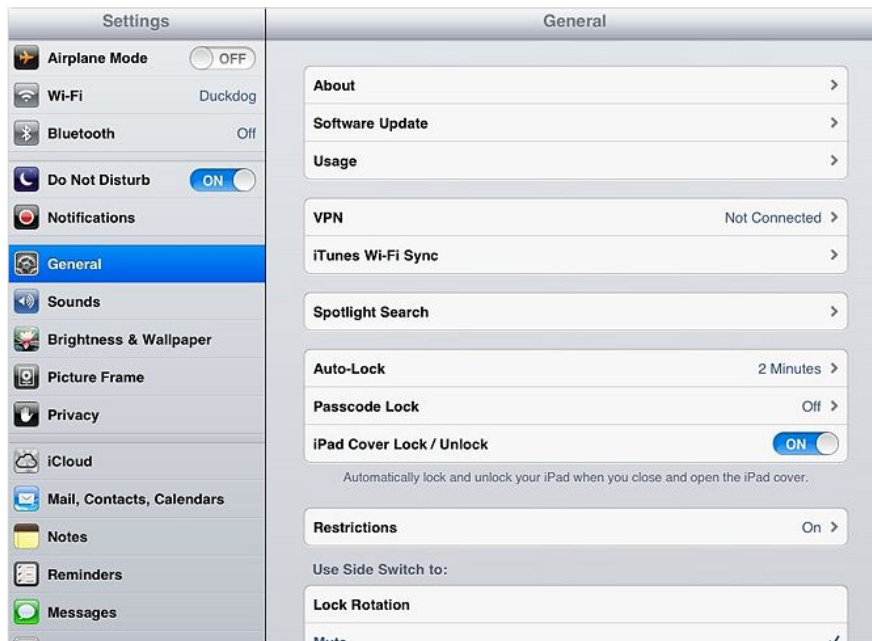
- 1 Go to your iPad's home screen by clicking on the home button. Click on Settings to access your settings.

Top 5 Merchant Processors

creditcardprocessing.net

Do NOT Get Ripped Off! Read Reviews of Our Top5 Processors





- 2** Go to **General** in **Settings** and click on **Usage**. This will allow you to manage your storage, as you'll see a list of what's stored on your iPad. Look at how much storage you have available. This will inform you how much you need to get rid of, but not *too* much because you still have plenty of space.

Part 2 of 2: Clearing Out the Storage



- 1** Click on **Manage Storage** to start managing your storage. See what apps you have and how much space they take up. If any apps take up a lot of space, and you don't need them any more, you know you need to delete them.

- 2** Delete unwanted apps. To delete an app:
- Tap on the relevant app in the list. You will see the button **Delete App**. You will also see the app's size and its **Documents and Data** usage (including data cached for quick access).

- Tap on the Delete App button, and the app will be deleted.
 - Note that the apps that come pre-installed (such as the Music and Videos apps) cannot be deleted.
 - Take care not to delete any apps you need, especially for work. Instead, make room for them by determining which apps you no longer use or want (such as games, PDFs or other items you've finished with).

3 Refill the free space on your iPad. Use the cameras, take more videos, download more music to your iPad and more!

Thunderbolt RAID

www.attotech.com/thunderbolt/

Thunderbolt enabled SAS/SATA Desklinks. Order Now!

Tips

- It's a good idea to release storage space regularly, in much the same way you'd declutter parts of your storage in the house. Unused items are space-wasters and get in the way of finding the apps you do still use.

Easy Payment Processing

vantiv.com/Process_Payments

Simplify Your Payment Processing. Free Top Payment Trends Whitepaper!

Related wikiHows



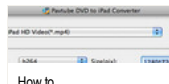
How to
**Take a Screenshot
With an iPad**



How to
**Use iBooks on an
iPad**



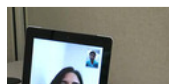
How to
Buy an iPad



How to
**Convert DVD to iPad
for Mac Using
PavTube**



How to
**Accessorize Your
iPad**



How to
**Use the Cameras on
Your iPad 2**

Article Info

Categories: [Featured Articles](#) | [Ipad](#)

Recent edits by: [Maluniu, Adelaide](#)

Featured
Article



The Samsung Chromebook

google.com/chromebook

2.4 pounds light. 0.7 inches thin. Explore the \$249 laptop from Google

Thanks to all authors for creating a page that has been read 8,990 times.

